










Lets have fun with our spellings!

Each day there are 3 different activities for you to choose from to help you practise your spellings.

Monday	Tuesday	Wednesday	Thursday	Friday
<p><b>UPPER and Lower</b> Write each of your words out <b>two</b> times. Write in <b>UPPERCASE</b> the first time and in <b>lowercase</b> the second time.</p> <p><b>LITERACY / literacy</b></p>	<p><b>Fancy Letters</b> Write each of your words using fancy writing. Your letters could be curly or dotted... or whatever you decide!</p> 	<p><b>Pyramid Writing</b> Write each of your words like a pyramid:</p> <p>s so som some</p> 	<p><b>Backwards Words</b> Write your words out forwards then backwards.</p> <p><b>backwards</b> <b>sdarwkcab</b></p>	<p><b>Tell a Story</b> Use all of your spelling words in a short story that makes sense! Underline your words with a ruler.</p> <p><b>exampl</b></p> 
<p><b>Joined up Writing</b> First, write out your words in normal writing. Next, write them again in <b>joined up writing</b>.</p> <p><b>Literacy / Literacy</b></p> 	<p><b>Air Writing</b> Write your words in the air with your finger. Ask someone to read your words as you write. Or ask someone to air write the letters you tell them to spell your word</p> 	<p><b>ABC Order</b> Write your words out in alphabetical order.</p> <p><b>A B C</b></p>	<p><b>Blue Vowels</b> Write out each of your words. Go over the vowels in each word using blue pencil.</p> <p><b>Example of Challenge</b></p>	<p><b>Pyramid Writing</b> Write each of your words like a pyramid.</p> <p>s so som some</p> 
<p><b>Rainbow Words</b> Write your words out in pencil. Next draw around each letter 5 more times using a different coloured pencil.</p> 	<p><b>Join the Dots</b> Write each of your words using dots. Then join the dots with a coloured pencil to make your word.</p> 	<p><b>Across and Down</b> Write your words across and down, sharing the same first letter.</p> <p><b>Example</b> x a m p l e</p>	<p><b>F Spelling Flowers</b> Draw a big flower. Write each of your spelling words on one of the petals!</p> 	<p><b>Air Writing</b> Write your words in the air with your finger. Ask someone to read your words as you write. Or ask someone to air write the letters you tell them to spell your word</p> 